

NAME: _____ DATE: _____



PROVA 1

LISTENING

OBIETTIVO: Comprendere vocaboli, istruzioni, espressioni e frasi di uso quotidiano relativi a se stessi, ai compagni, alla famiglia.

A - Listen and choose.

Traccia 1



B - Listen and match. There's a room you do not need.

Traccia 2




LILY

BEN

BUDDY

ARCHIE

TARA



NAME: _____ DATE: _____

PROVA 2

READING

OBIETTIVO: Leggere e comprendere parole e semplici frasi.

A - Read and complete.

My name's Mary.
I'm ten, I'm calm.



My name's Mark.
I'm nine, I'm happy.



My name's Michelle.
I'm seven. I'm excited.



My name's Milo.
I'm eight. I'm sad.



Her name's	His name's	Her	His
She's	He's
She's	He's

B - Read and write true (T) or false (F).

1. Where is the ball?

It's on the bed. ☐



2. Where are the scissors?

They're in the pencil case. ☐



3. There are two rulers under the book. ☐



4. There's a rubber between the pen and the pencil. ☐



C - Read and find the odd one out.

1. Angry • happy • sad • ten • sleepy
2. Father • sister • grandmother • bike
3. Fat • weak • thin • skirt • young
4. Head • apple • leg • hand • shoulder

5. Budgie • goldfish • jacket • rabbit • cat
6. chicken • kitchen • bedroom • bathroom
7. Grapes • lettuce • peas • eyes • cherry

NAME: _____

DATE: _____

PROVA 3

WRITING

OBIETTIVO: Scrivere parole e semplici frasi di uso quotidiano, relative ad attività conosciute.

A - Unscramble the sentences.

1. can't • He • the • say • alphabet

.....

2. you • Can • from • 20 • count • to • 30?

.....



3. can • Yes • I

.....

4. Can • a • ride • bike • she • ?

.....

B - Find the differences between the two pictures and write them down.



1. In Annie's bedroom there's a sofa
under the window

1. In John's bedroom there's a chair
under the window

2. There's a cat

2. a cat

3. There are three books

3.

4. a rug

4.

5. a computer

5. a dog

NAME: _____ DATE: _____

PROVA 4

SPEAKING

OBIETTIVO: Produrre frasi relative a oggetti, luoghi, persone, animali e saperle utilizzare nell'interazione e nel gioco.

A - Look and describe the picture.

